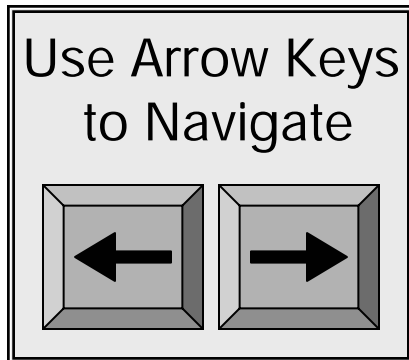


# Johnstone Dispensing Systems

*Wheel Bearing Greasing Systems*



*QS-9000 TE Registered*




2001 Johnstone Dispensing Systems

Ingersoll-Rand Assembly Solutions

Rochester Hills, MI, USA  
Phone (248) 293-5700  
Fax (248) 293-5820  
[www.johnstonedispensing.com](http://www.johnstonedispensing.com)

# Wheel Bearing Greaser

## Major Components



**AIR PREPARATION**

**OPERATOR PANEL**

**RAM CYLINDER**

**RAM CAP**

**GREASE EJECTION VALVES**

**"O.K." STAMPER**

**HUB TABLE**

**DROP TOOLING SYSTEM**

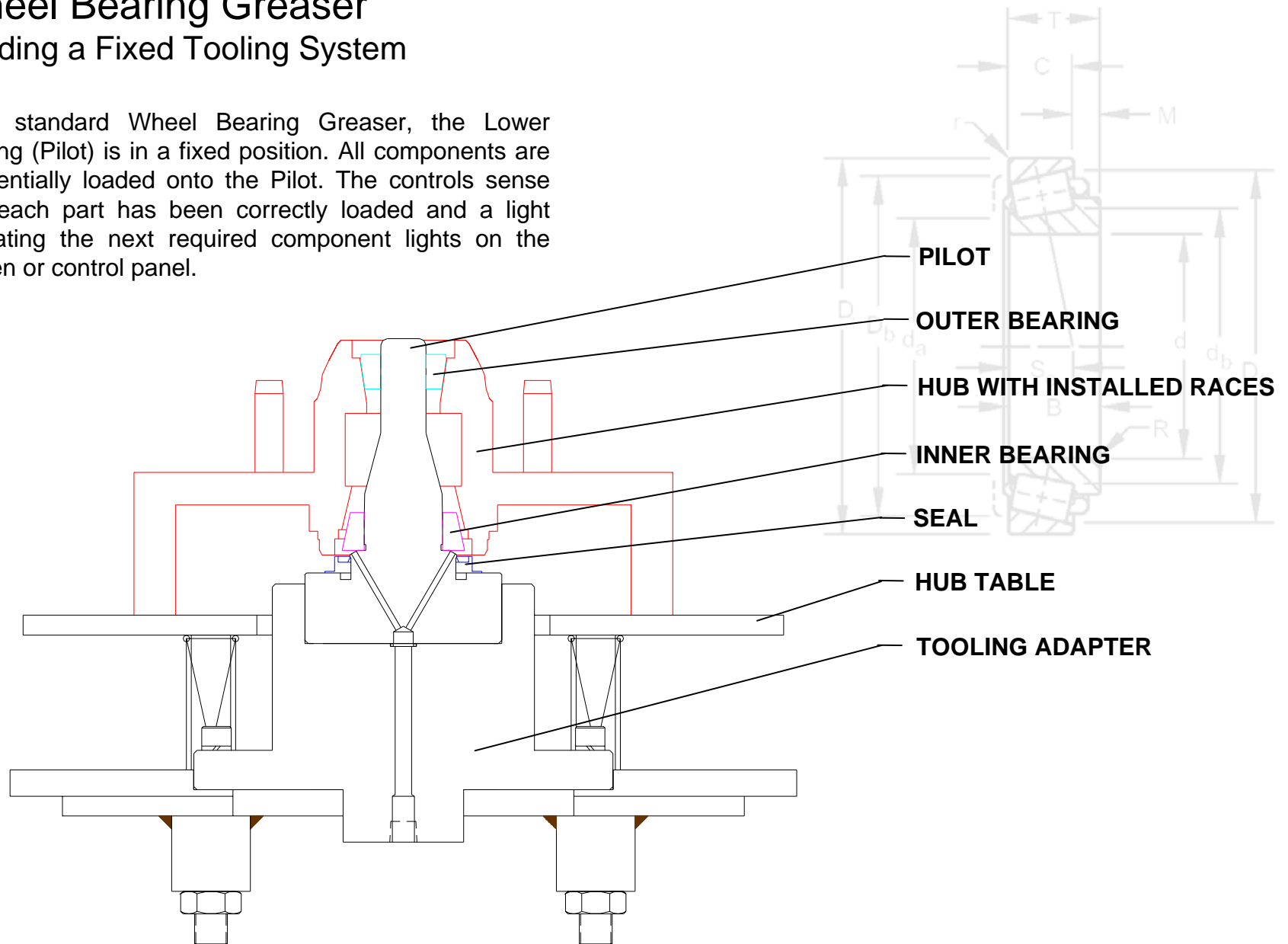


PC Based System Available

# Wheel Bearing Greaser

## Loading a Fixed Tooling System

In a standard Wheel Bearing Greaser, the Lower Tooling (Pilot) is in a fixed position. All components are sequentially loaded onto the Pilot. The controls sense that each part has been correctly loaded and a light indicating the next required component lights on the screen or control panel.

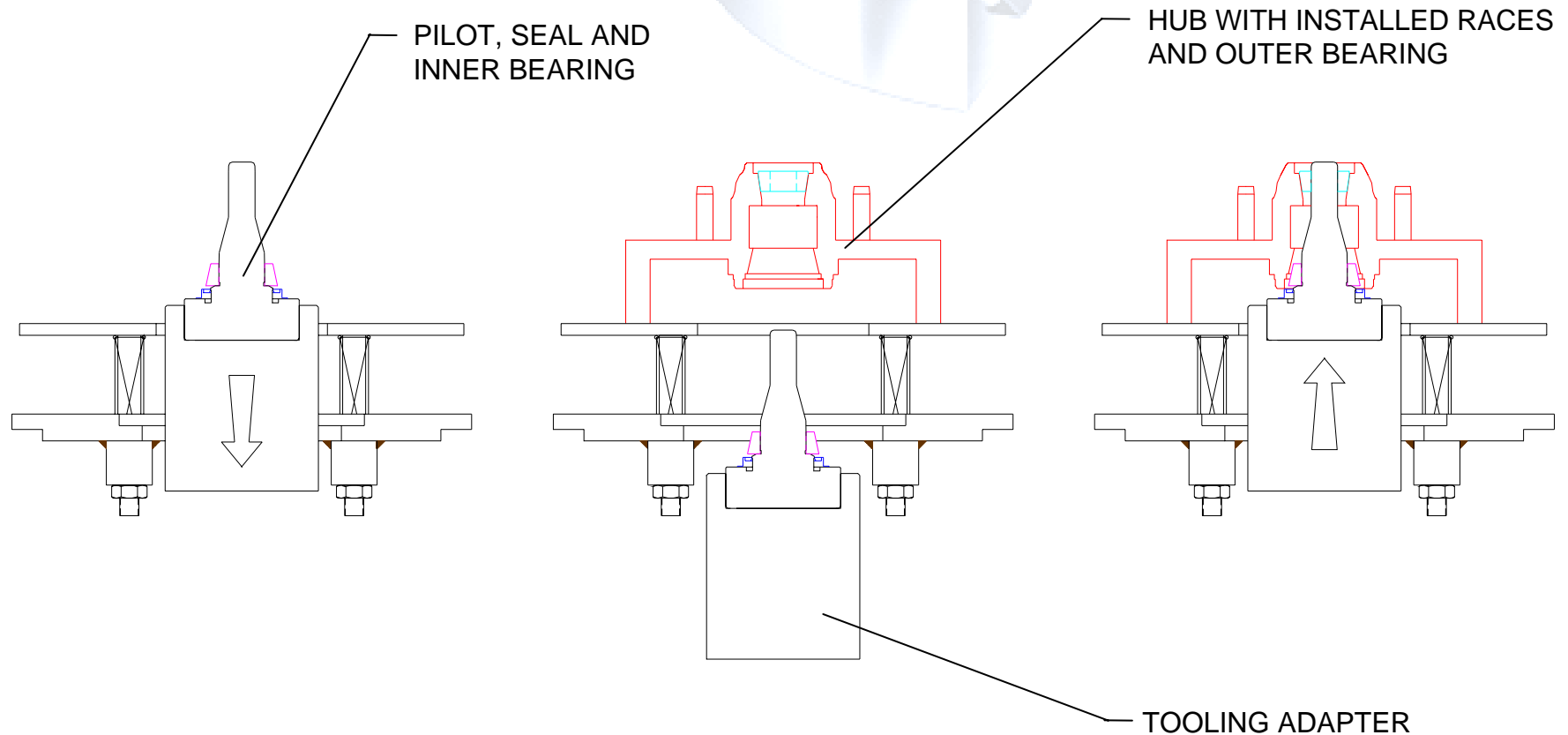


# Wheel Bearing Greaser

## Loading a Drop Tooling System

In a Drop Tooling Wheel Bearing Greaser, the Lower Tooling (Pilot) drops out of the way to provide easy automated or manual loading of the Hub. The Seal and Inner Bearing are loaded onto the Pilot and it automatically drops below the surface of the Hub Table.

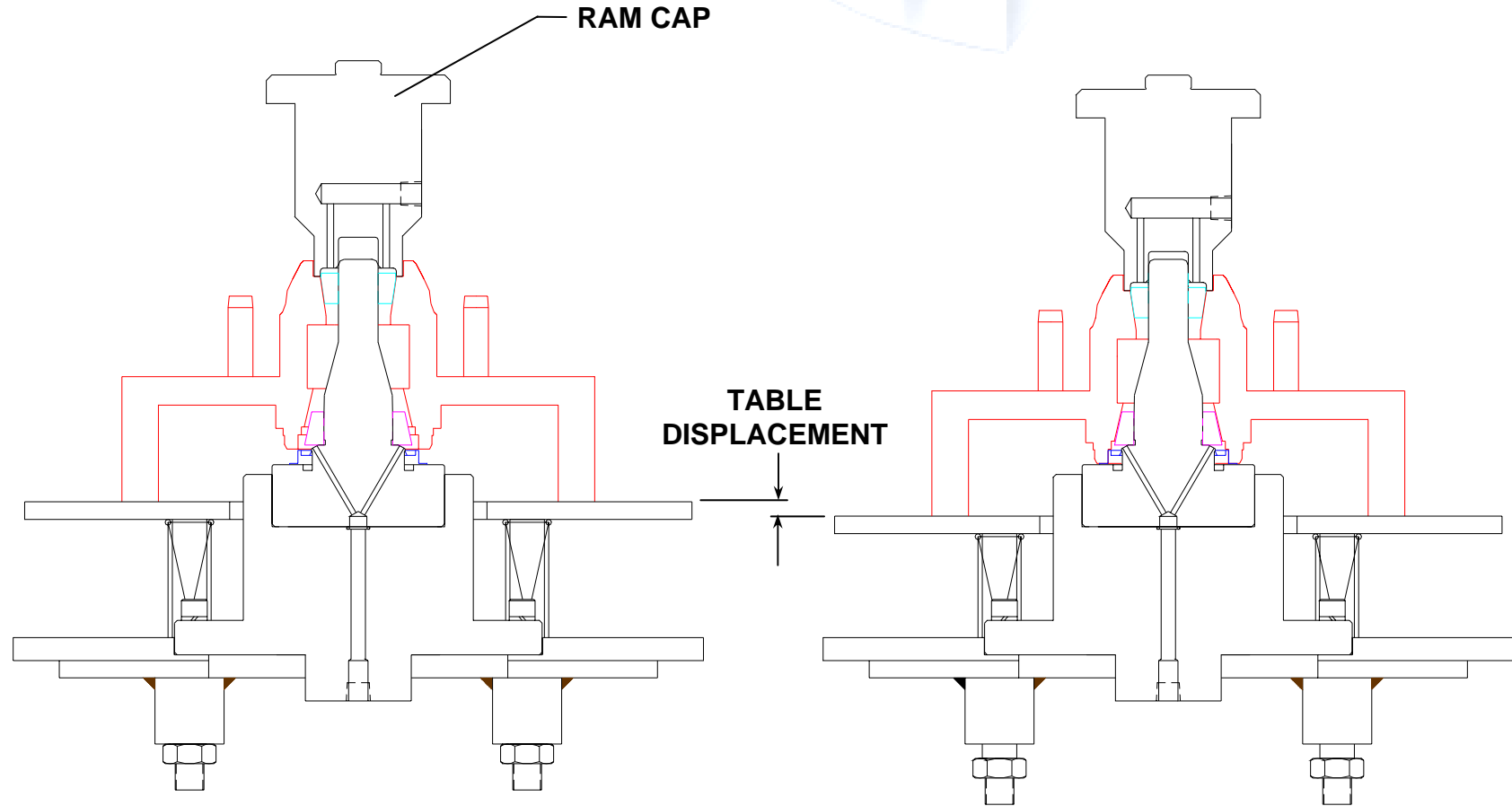
When the Hub is sensed, the Pilot returns to the UP position. The controls sense that each part has been correctly loaded and a light indicating the next required component lights on the screen or control panel.



# Wheel Bearing Greaser

## Pressing Operation

When all parts are in the correct position and the Two-Hand Buttons are pressed, the Ram Cap drops onto the Outer Bearing, pushing the Hub onto the Pilot and pressing in the Seal. If the Seal is not pressed in correctly, the system aborts.



# Wheel Bearing Greaser

## Greasing Operation

If the Seal is pressed in correctly and the process has not been aborted, two pre-set Grease Ejection Valves inject a precise volume of grease into each bearing, forcing it between the rollers and races to provide complete penetration. The tooling is also designed to completely fill the area between the Seal and Inner Bearing.

As the wheel turns in operation, centrifugal forces on the grease force it toward the large end of the bearing. The hydraulic lock provided by grease between the Seal and Inner Bearing prevents the grease from migrating out of the tapered rollers.

